

# Content Composer by Hyland

## Supported Word Features

### Foundation 22.1

Written by: Documentation Team, R&D

Date: June 2022

# Documentation Notice

Information in this document is subject to change without notice. The software described in this document is furnished only under a separate license agreement and may only be used or copied according to the terms of such agreement. It is against the law to copy the software except as specifically allowed in the license agreement. This document or accompanying materials may contain certain information which is confidential information of Hyland Software, Inc. and its affiliates, and which may be subject to the confidentiality provisions agreed to by you.

Complying with all applicable copyright laws is the responsibility of the user. Without limiting the rights under copyright law, no part of this document may be reproduced, stored in or introduced into a retrieval system, or transmitted in any form or by any means (electronic, mechanical, photocopying, recording, or otherwise), or for any purpose, without the express written permission of Hyland Software, Inc. or one of its affiliates.

Hyland, HXP, OnBase, Alfresco, Nuxeo, and product names are registered and/or unregistered trademarks of Hyland Software, Inc. and its affiliates in the United States and other countries. All other trademarks, service marks, trade names and products of other companies are the property of their respective owners.

© 2022 Hyland Software, Inc. and its affiliates.

The information in this document may contain technology as defined by the Export Administration Regulations (EAR) and could be subject to the Export Control Laws of the U.S. Government including for the EAR and trade and economic sanctions maintained by the Office of Foreign Assets Control as well as the export controls laws of your entity's local jurisdiction. Transfer of such technology by any means to a foreign person, whether in the United States or abroad, could require export licensing or other approval from the U.S. Government and the export authority of your entity's jurisdiction. You are responsible for ensuring that you have any required approvals prior to export.

## Table of Contents

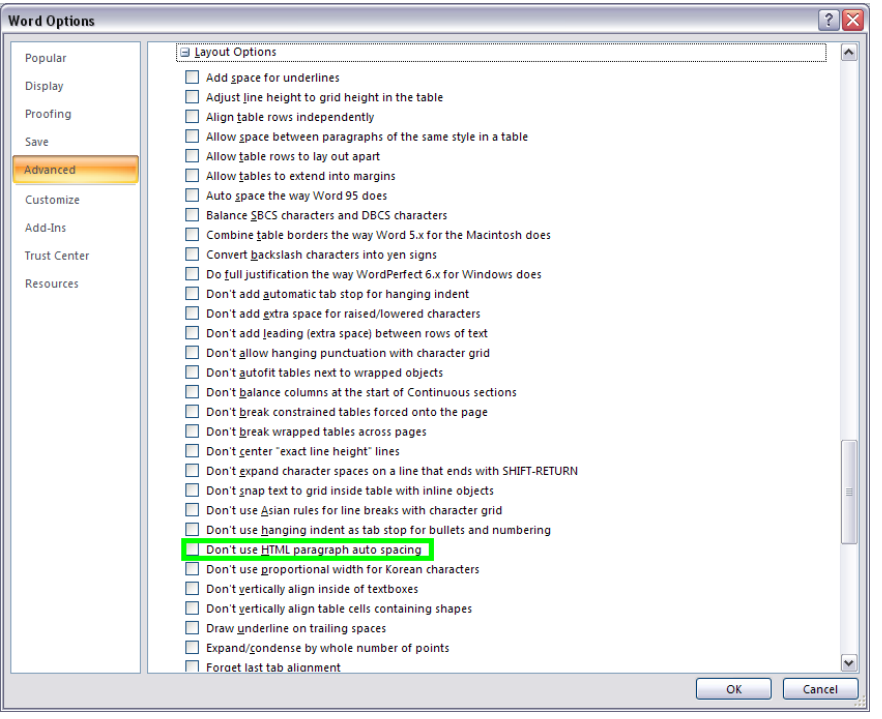
<b>Preface</b> .....	<b>4</b>
<b>Supported Features</b> .....	<b>4</b>
Document parameters .....	4
Section parameters .....	6
Paragraph parameters.....	9
Text parameters .....	14
Table parameters .....	17
Frame parameters .....	22
Shapes parameters .....	23
Shape effects.....	28
Hyphenation .....	31
Fields .....	31
Forms fields supported .....	31
ImageFormats supported .....	32

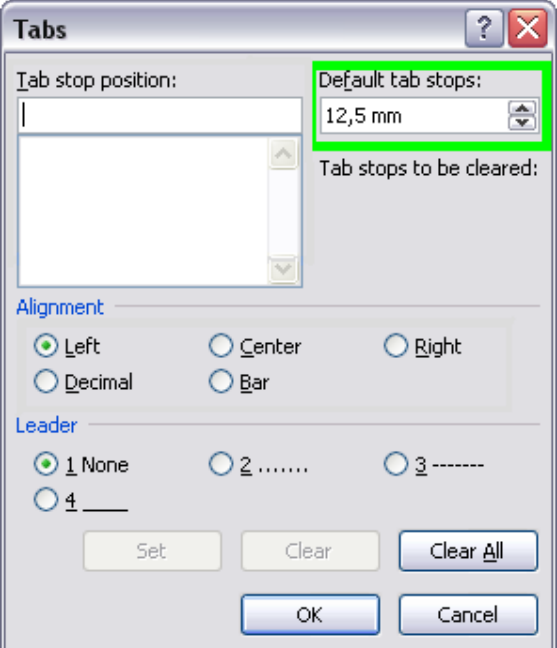
## Preface

This document lists all features of MS Word format DOCX that are currently supported by the document generation engine of Content Composer. The Word-features that are not contained in the list are not supported by Content Composer in the current version.

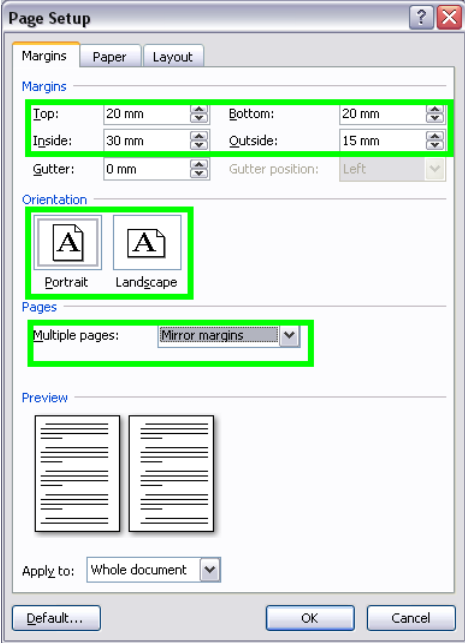
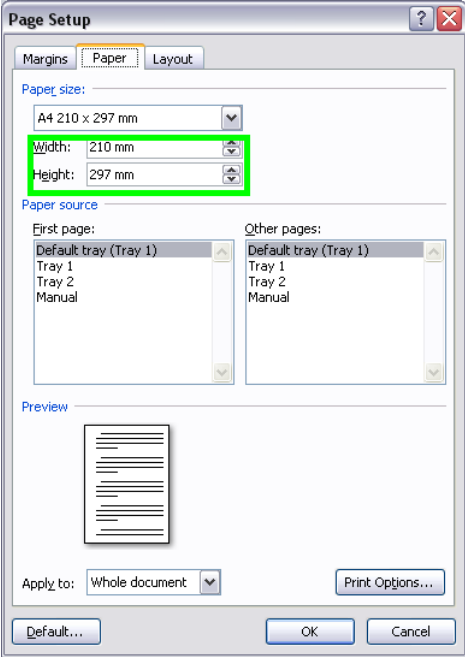
## Supported Features

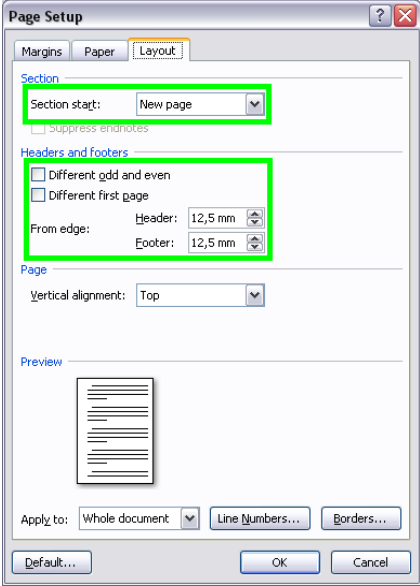
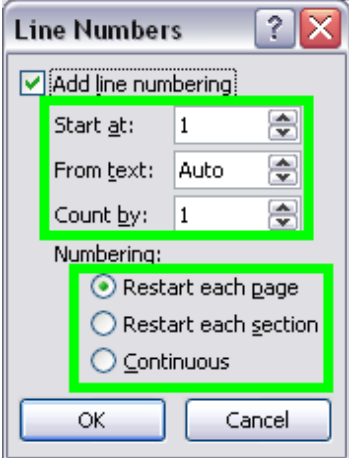
### Document parameters

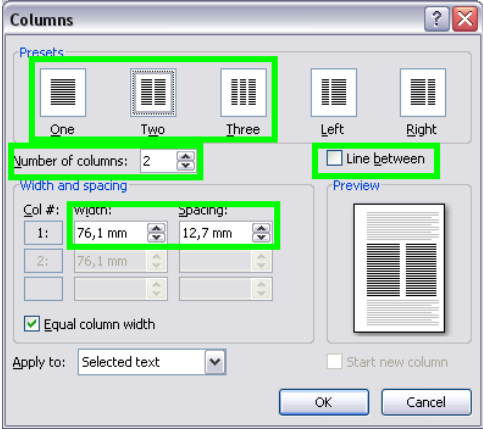
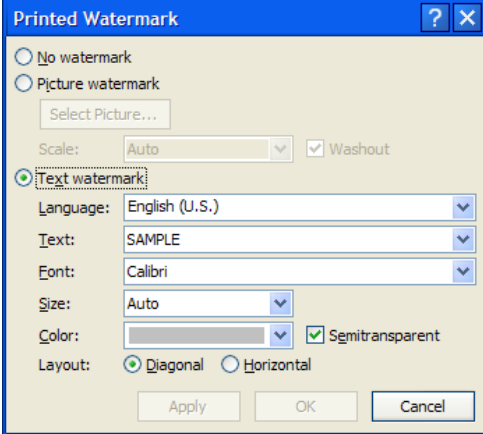
Parameter	Word parameter
Document file name	Document file name
Styles	Paragraph, Character styles
HTML paragraph spacing	 <p>The screenshot shows the 'Word Options' dialog box with the 'Advanced' tab selected. Under the 'Layout Options' section, the checkbox 'Don't use HTML paragraph auto spacing' is highlighted with a red box. Other options include 'Add space for underlines', 'Adjust line height to grid height in the table', 'Align table rows independently', 'Allow space between paragraphs of the same style in a table', 'Allow table rows to lay out apart', 'Allow tables to extend into margins', 'Auto space the way Word 95 does', 'Balance SBCS characters and DBCS characters', 'Combine table borders the way Word 5.x for the Macintosh does', 'Convert backslash characters into yen signs', 'Do full justification the way WordPerfect 6.x for Windows does', 'Don't add automatic tab stop for hanging indent', 'Don't add extra space for raised/lowered characters', 'Don't add leading (extra space) between rows of text', 'Don't allow hanging punctuation with character grid', 'Don't autofit tables next to wrapped objects', 'Don't balance columns at the start of Continuous sections', 'Don't break constrained tables forced onto the page', 'Don't break wrapped tables across pages', 'Don't center "exact line height" lines', 'Don't expand character spaces on a line that ends with SHIFT-RETURN', 'Don't snap text to grid inside table with inline objects', 'Don't use Asian rules for line breaks with character grid', 'Don't use hanging indent as tab stop for bullets and numbering', 'Don't use proportional width for Korean characters', 'Don't vertically align inside of textboxes', 'Don't vertically align table cells containing shapes', 'Draw underline on trailing spaces', 'Expand/condense by whole number of points', and 'Forget last tab alignment'.</p>

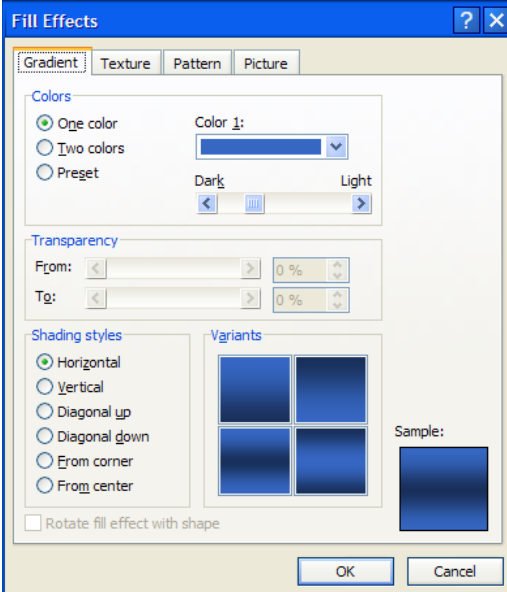
Parameter	Word parameter
Default tab stop	 <p>The screenshot shows the 'Tabs' dialog box with the following details:</p> <ul style="list-style-type: none"><li><b>Tab stop position:</b> An empty list box.</li><li><b>Default tab stops:</b> A dropdown menu showing '12,5 mm', highlighted with a green border.</li><li><b>Tab stops to be cleared:</b> An empty list box.</li><li><b>Alignment:</b> Radio buttons for Left (selected), Center, Right, Decimal, and Bar.</li><li><b>Leader:</b> Radio buttons for 1 None (selected), 2 ....., 3 -----, and 4 ____.</li><li><b>Buttons:</b> Set, Clear, Clear All, OK, and Cancel.</li></ul>

## Section parameters

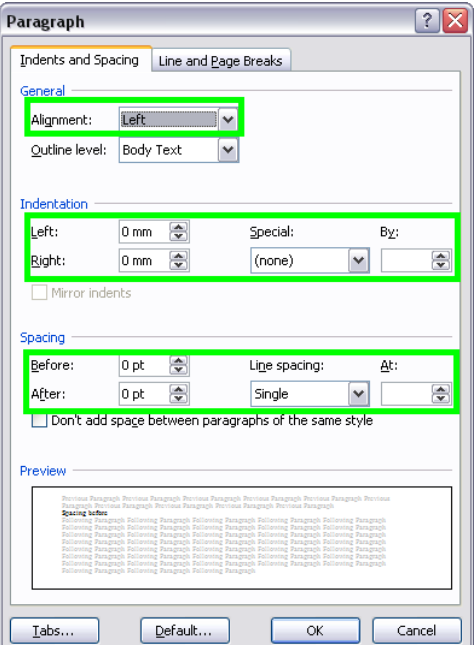
Parameter	Word parameter
<p>Page margins</p> <p>Top</p> <p>Bottom</p> <p>Left</p> <p>Right</p> <p>Page orientation (portrait, landscape)</p> <p>Mirror Pages</p>	 <p><b>Page Setup</b></p> <p>Margins Paper Layout</p> <p>Margins</p> <p>Top: 20 mm Bottom: 20 mm</p> <p>Inside: 30 mm Outside: 15 mm</p> <p>Gutter: 0 mm Gutter position: Left</p> <p>Orientation</p> <p>Portrait Landscape</p> <p>Pages</p> <p>Multiple pages: Mirror margins</p> <p>Preview</p> <p>Apply to: Whole document</p> <p>Default... OK Cancel</p>
<p>Page size</p> <p>Width</p> <p>Height</p>	 <p><b>Page Setup</b></p> <p>Margins Paper Layout</p> <p>Paper size:</p> <p>A4 210 x 297 mm</p> <p>Width: 210 mm</p> <p>Height: 297 mm</p> <p>Paper source</p> <p>First page: Default tray (Tray 1)</p> <p>Other pages: Default tray (Tray 1)</p> <p>Preview</p> <p>Apply to: Whole document</p> <p>Print Options...</p> <p>Default... OK Cancel</p>


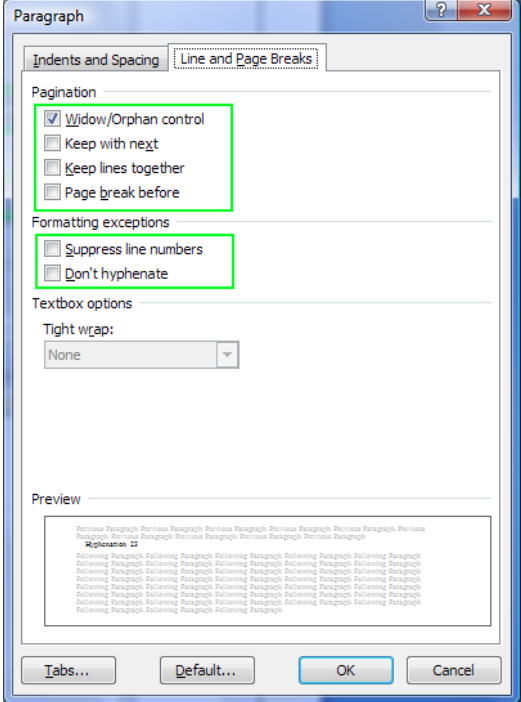
Parameter	Word parameter
Section break (continuous, new page, even page, odd page)	
Header/Footer type (three kinds of header/footer. first page, odd page, even page)	
Header edge	
Footer edge	
Line numbering	
Start number	
Distance from text	
Restart each page	
Restart each section	
Count by	

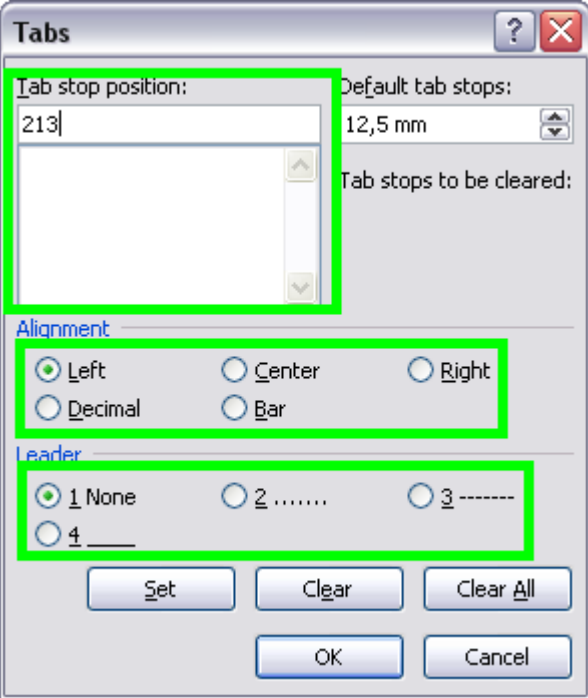
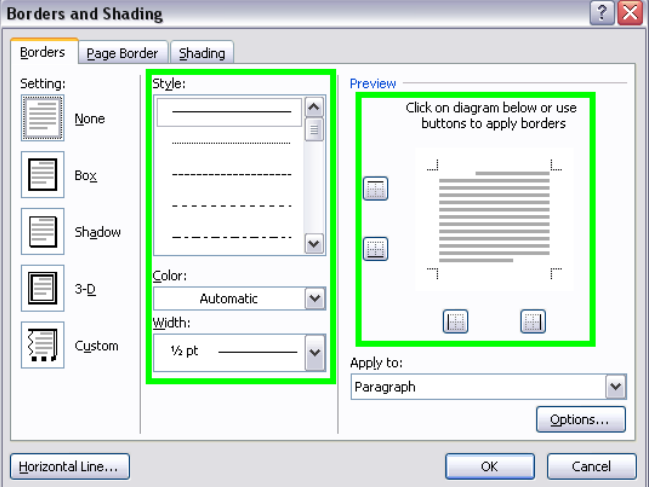
Parameter	Word parameter
Columns	
Column count	
Spacing between columns	
Line between columns	
Column width	
Column spacing	
Page watermark	

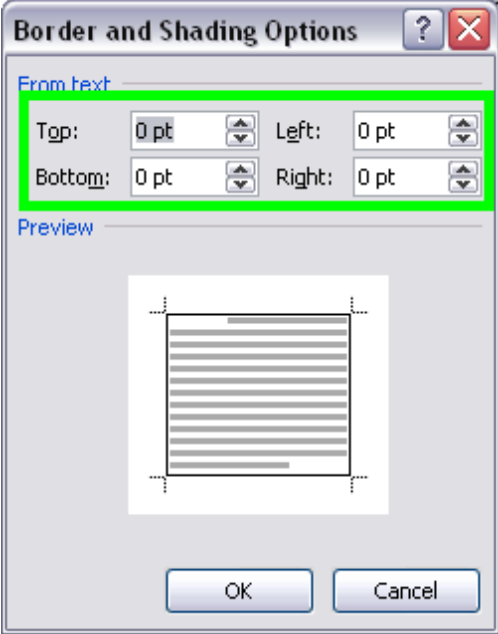
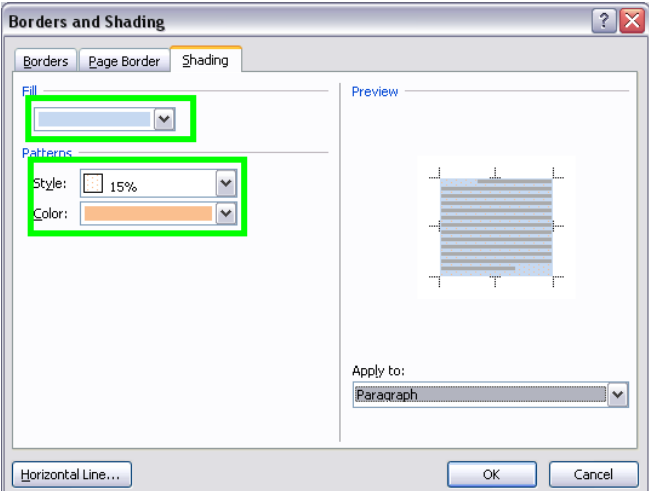
Parameter	Word parameter
Page colors	

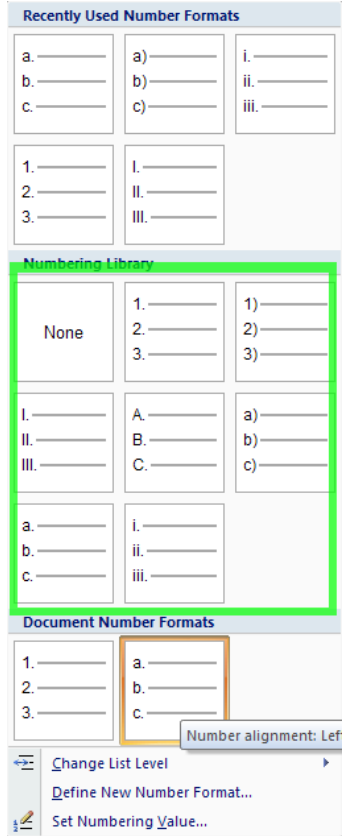
## Paragraph parameters

Parameter	Word parameter
Alignment	
Left indent	
Right indent	
First line indent	
Spacing before	
Spacing after	
Line spacing (multiple, at least, exactly)	

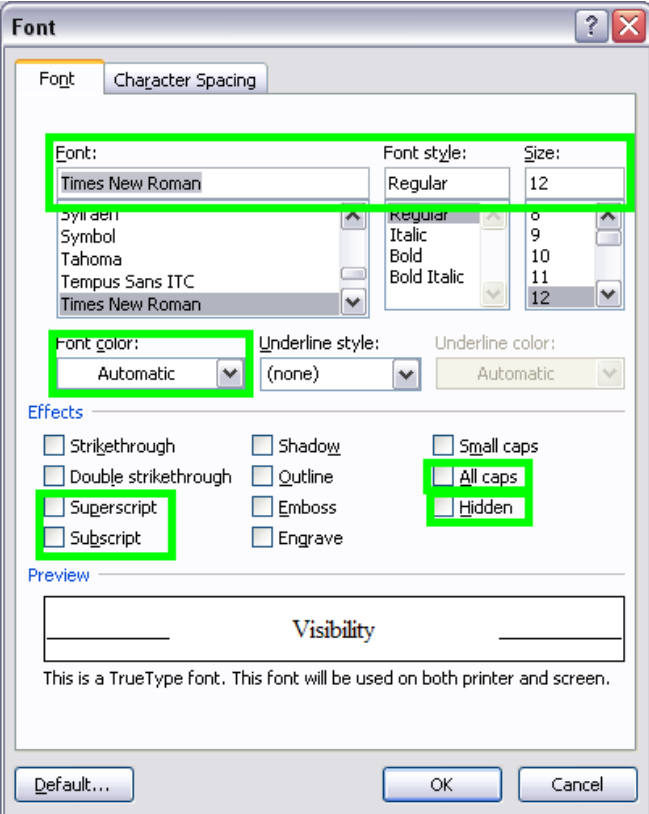
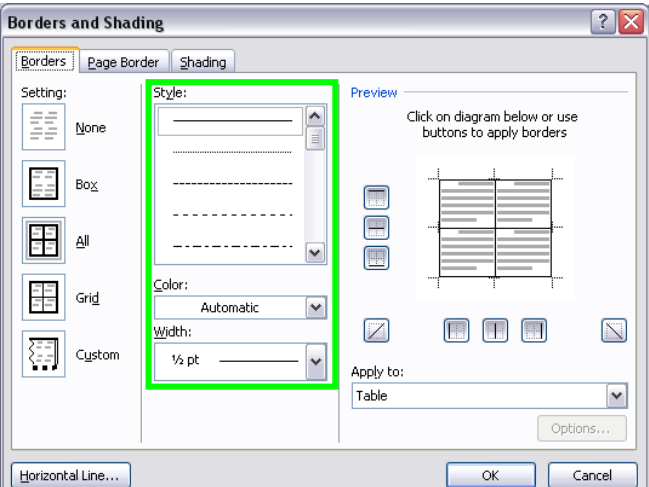
Parameter	Word parameter
Special processing of alignment, left indent, right indent, first line indent supported for paragraphs with "Right-to-Left Text Direction"	
Widow/orphan control	
Keep lines together	
Keep with next	
Page break before	
Suppress line numbers	
Do not hyphenate	

Parameter	Word parameter
Tabulations  Position Alignment Leader	
Borders (for each border specified. color, width, line style)	
Left border	
Right border	
Top border	
Bottom border	
Inner border	

Parameter	Word parameter
Padding. Left, right, top, and bottom	
Background	
Fill color	
Pattern	
Pattern color	

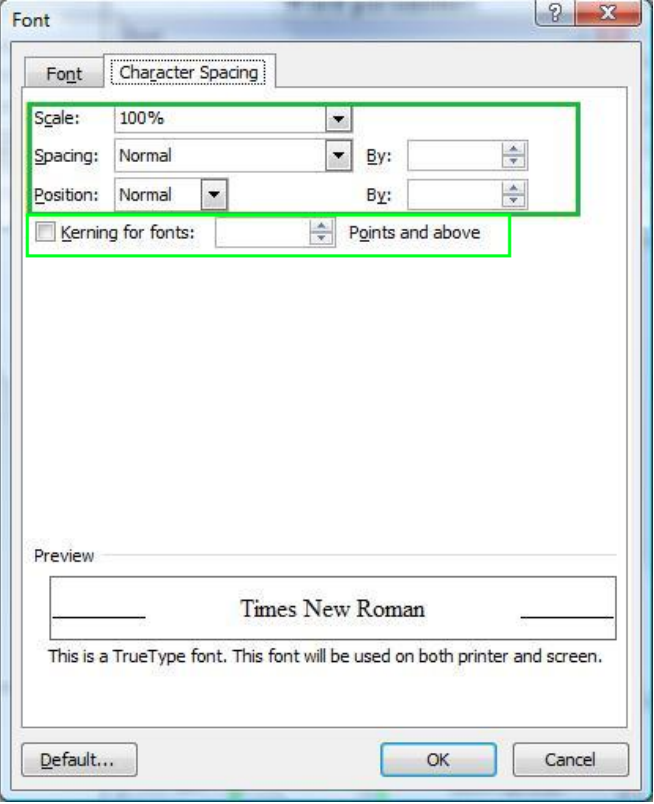
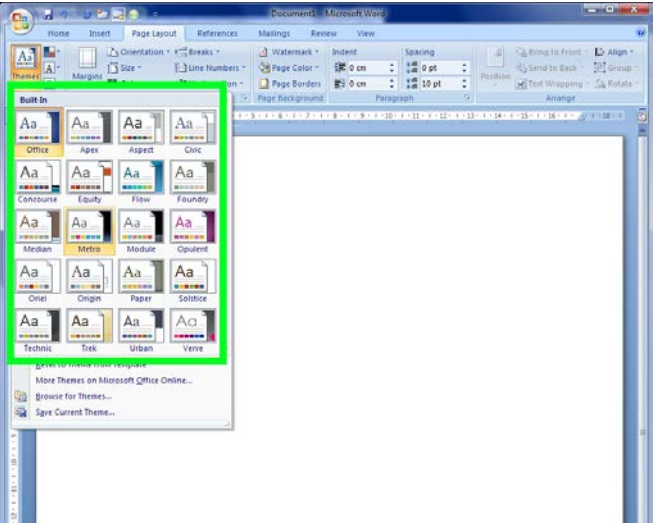
Parameter	Word parameter
Numbering	 <p>The screenshot shows the Microsoft Word Numbering task pane. It is divided into several sections:</p> <ul style="list-style-type: none"> <li><b>Recently Used Number Formats:</b> Contains three columns of list styles: lowercase letters (a, b, c), uppercase letters (I, II, III), and lowercase letters with dots (i, ii, iii).</li> <li><b>Numbering Library:</b> This section is highlighted with a green border. It contains a 'None' button and various list styles including:             <ul style="list-style-type: none"> <li>Arabic numerals (1, 2, 3)</li> <li>Arabic numerals with parentheses (1), 2), 3)</li> <li>Uppercase letters (I, II, III)</li> <li>Uppercase letters with dots (A, B, C)</li> <li>Lowercase letters (a, b, c)</li> <li>Lowercase letters with dots (i, ii, iii)</li> </ul> </li> <li><b>Document Number Formats:</b> This section is highlighted with an orange border. It shows three list styles: Arabic numerals (1, 2, 3), lowercase letters (a, b, c), and lowercase letters with dots (i, ii, iii). A tooltip 'Number alignment: Left' is visible over the 'a.' format.</li> <li><b>Menu:</b> Below the task pane, a menu is open with the following options:             <ul style="list-style-type: none"> <li>Change List Level</li> <li>Define New Number Format...</li> <li>Set Numbering Value...</li> </ul> </li> </ul>

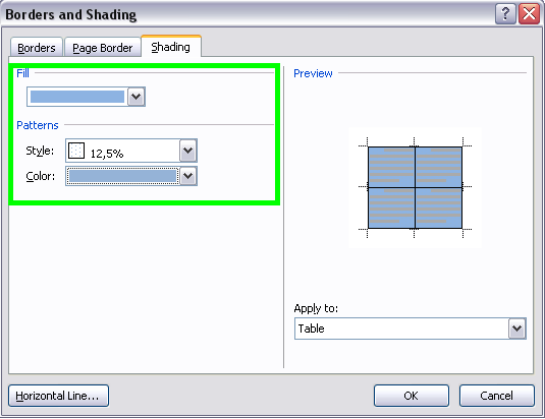
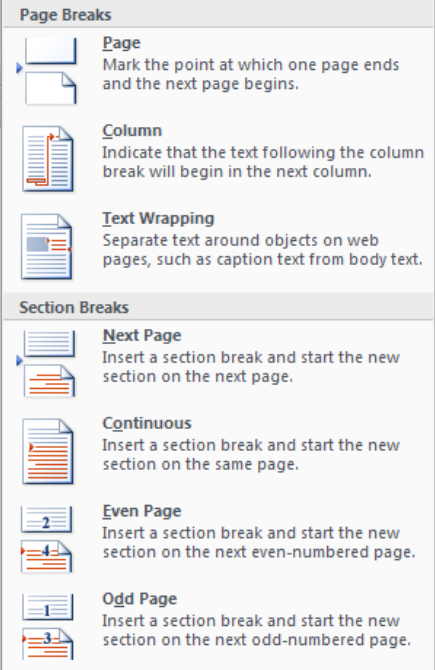
## Text parameters

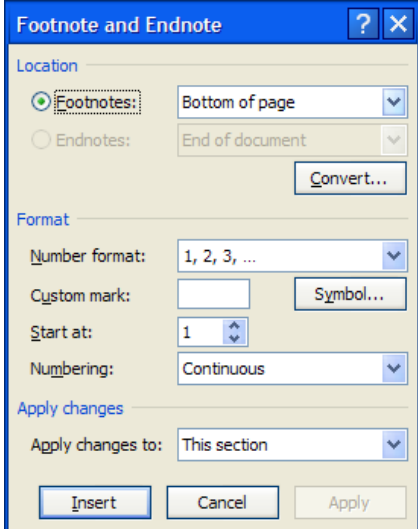
Parameter	Word parameter
Font name*	
Font size	
Font style (normal, italic)	
Font weight (normal, bold)	
Font decoration (normal, underline)	
Color	
Visibility	
Subscript/Superscript	
Border (style, color, width)	

\* Supported types of fonts: TrueType, OpenType, TrueType Collection.

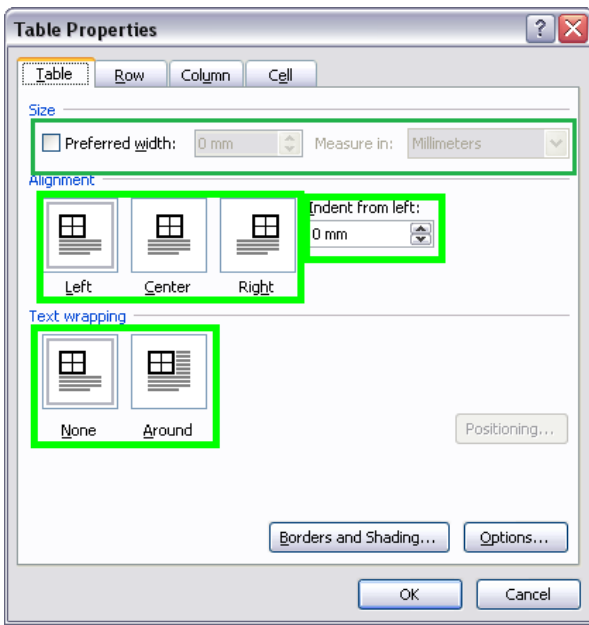
\* Right-to-Left (Arabic) text is supported: fonts, styles, decoration, borders, underline, spacing, themes, special character transformations (substitutions, ligatures, mirrored forms).

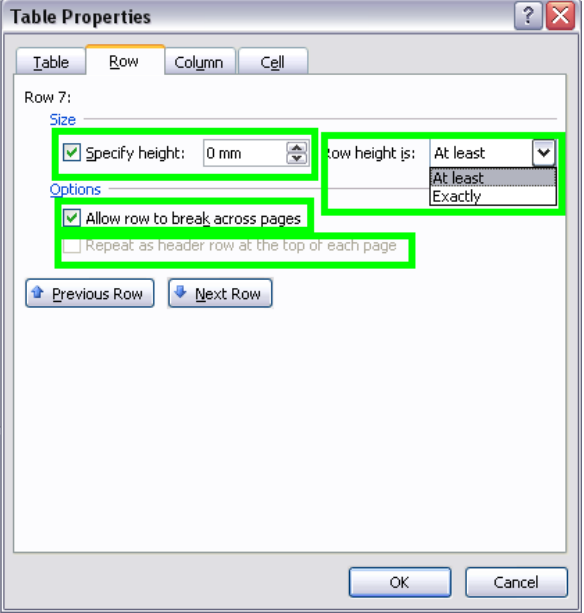
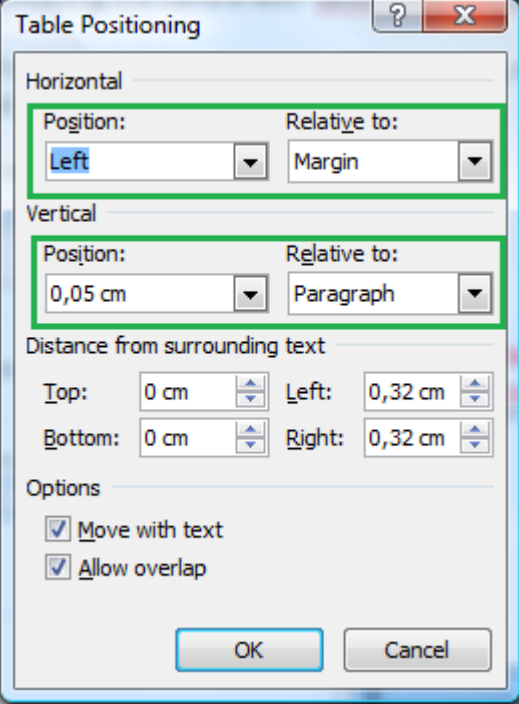
Parameter	Word parameter
Character spacing	
Scale	
Spacing	
Position	
Kerning	
Themes	
Fonts	

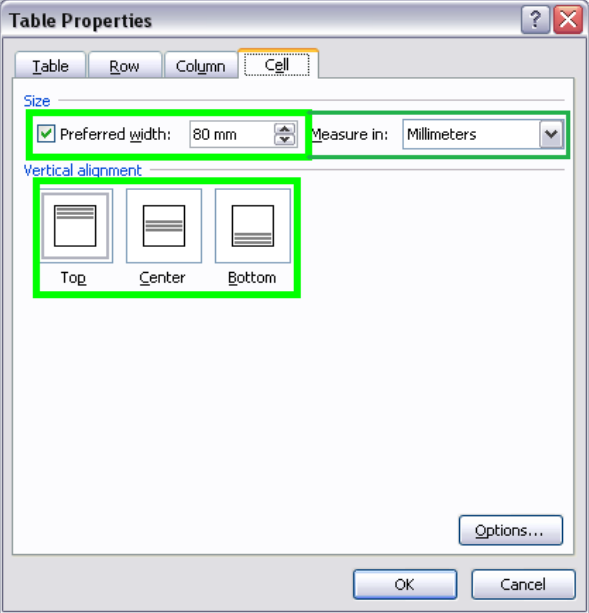
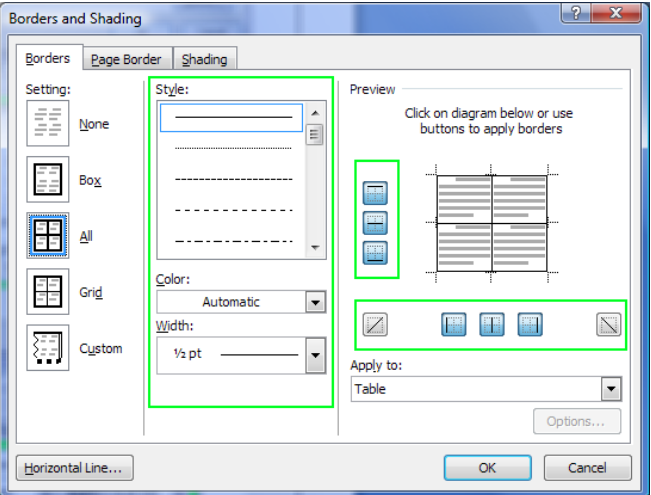
Parameter	Word parameter
<p>Background. Fill color, pattern, pattern color</p>	
<p>Page breaks</p> <ul style="list-style-type: none"> <li>• Page</li> <li>• Column</li> </ul>	
<p>Section breaks</p> <ul style="list-style-type: none"> <li>• Next page</li> <li>• Continuous</li> <li>• Even page</li> <li>• Odd page</li> </ul>	

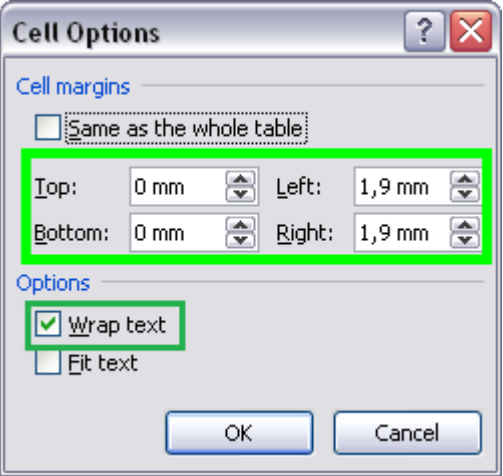
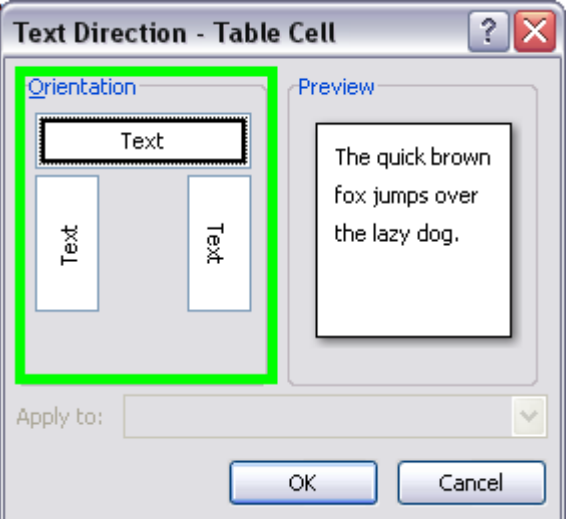
Parameter	Word parameter
Footnote and Endnote	

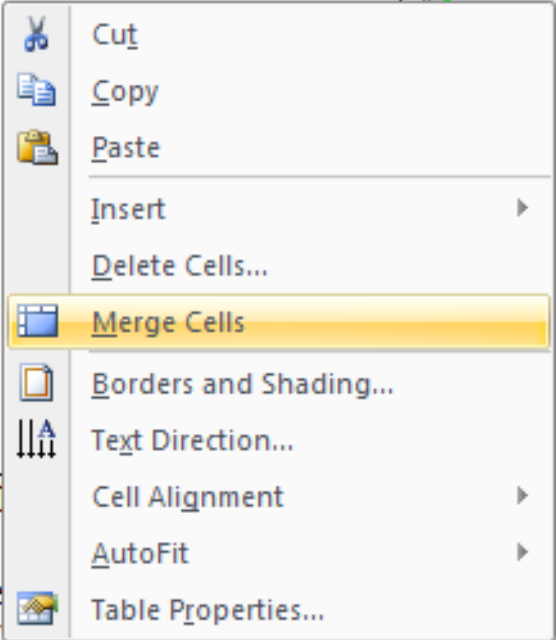
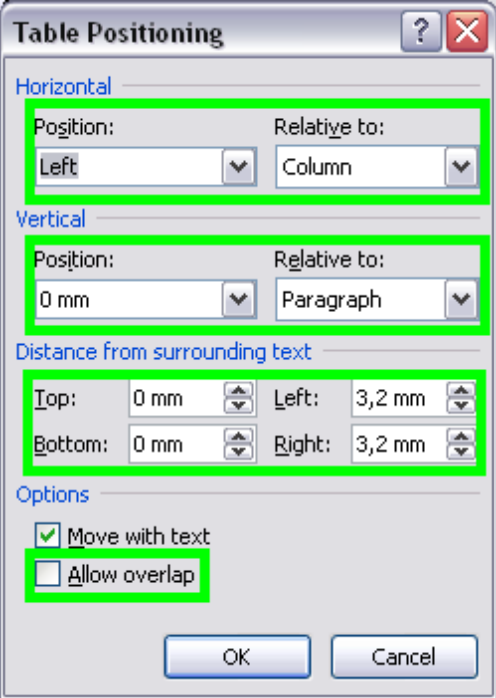
### Table parameters

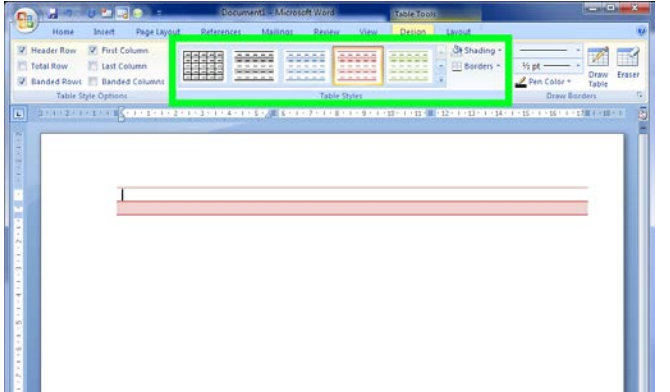
Parameter	Word parameter
Row left indent	
Alignment	
Text wrapping	
Size	

Parameter	Word parameter
"Allow row to break across pages"	
"Repeat as header at the top of each page"	
Cells height (0-undefined, positive value – "at least", negative value – "exactly")	
Table position:	
Horizontal	
Vertical	

Parameter	Word parameter
<p>Cell width Vertical alignment</p>	 <p>The screenshot shows the 'Table Properties' dialog box with the 'Cell' tab selected. The 'Size' section has 'Preferred width' checked and set to 80 mm, with 'Measure in' set to Millimeters. The 'Vertical alignment' section has three icons: 'Top', 'Center', and 'Bottom', all of which are highlighted with a green rectangular box.</p>
<p>Borders</p> <p>Left border Right border Top border Bottom border (for each border are specified: color, width, style) Diagonal borders</p>	 <p>The screenshot shows the 'Borders and Shading' dialog box with the 'Borders' tab selected. The 'Style' dropdown menu is highlighted with a green box. The 'Preview' section shows a table with borders, and the 'Apply to' dropdown is set to 'Table'.</p>

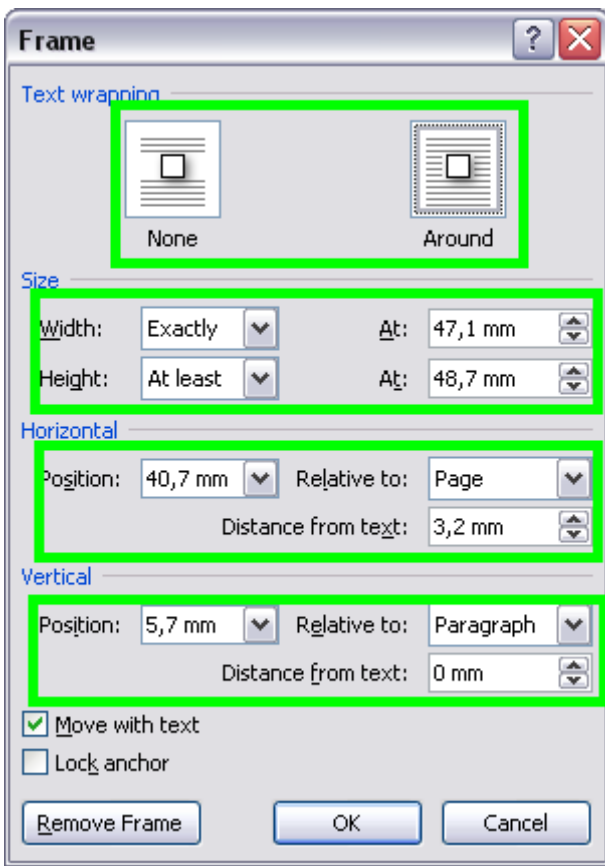
Parameter	Word parameter
<p>Padding</p> <p>Left padding</p> <p>Right padding</p> <p>Top padding</p> <p>Bottom padding</p> <p>Options</p> <p>Wrap text</p>	
<p>Text direction (normal, bottom-top, top-bottom)</p> <p>Feature is implemented only for tables (not for frames, text boxes)</p>	

Parameter	Word parameter
Merged cells	
Table position	
Horizontal	
Vertical	
Distance from text	
Allow overlap	

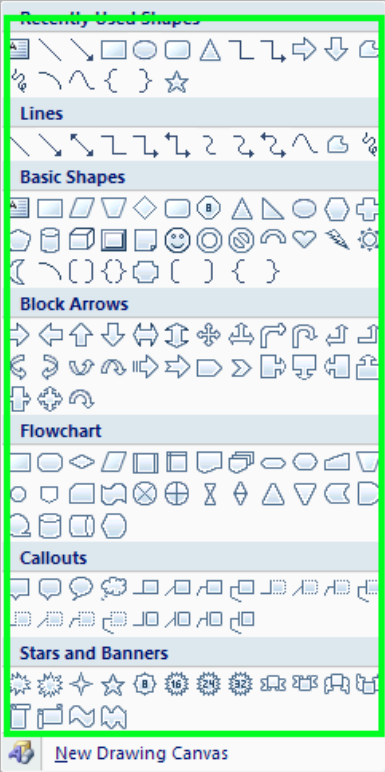
Parameter	Word parameter
Table Styles	

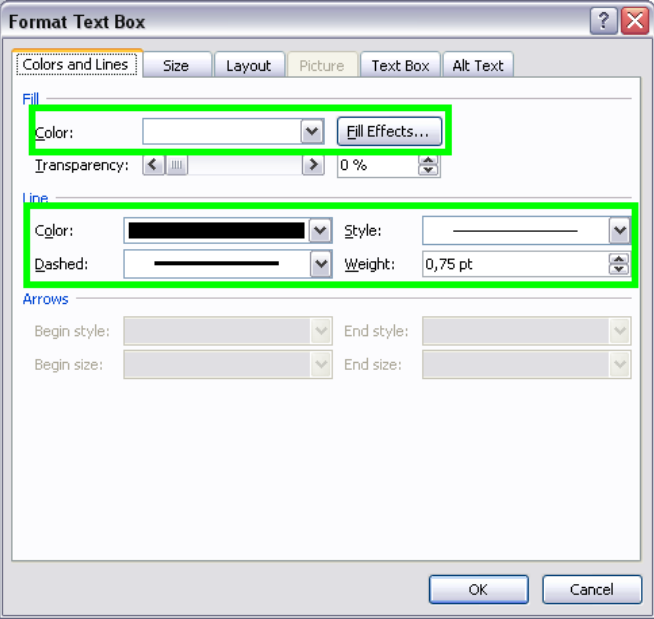
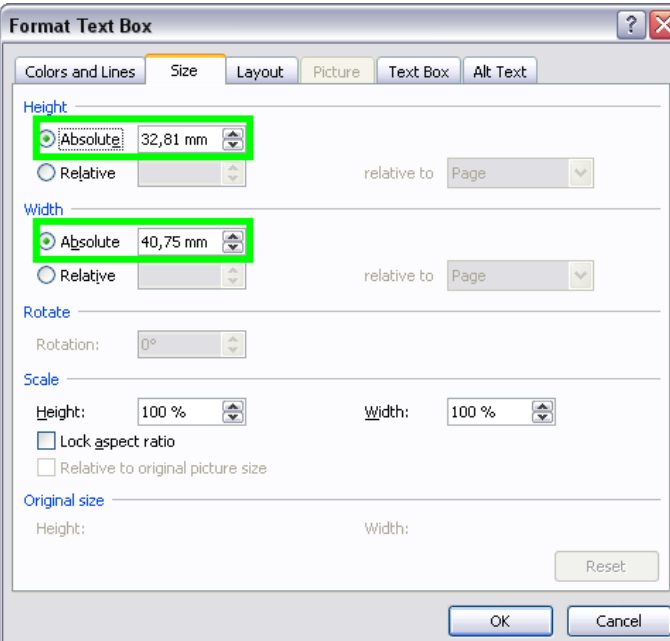
\* Right-to-Left (Arabic) text is supported inside of tables, “Right-to-Left Layout” / “Visually Right to Left” tables are not supported.

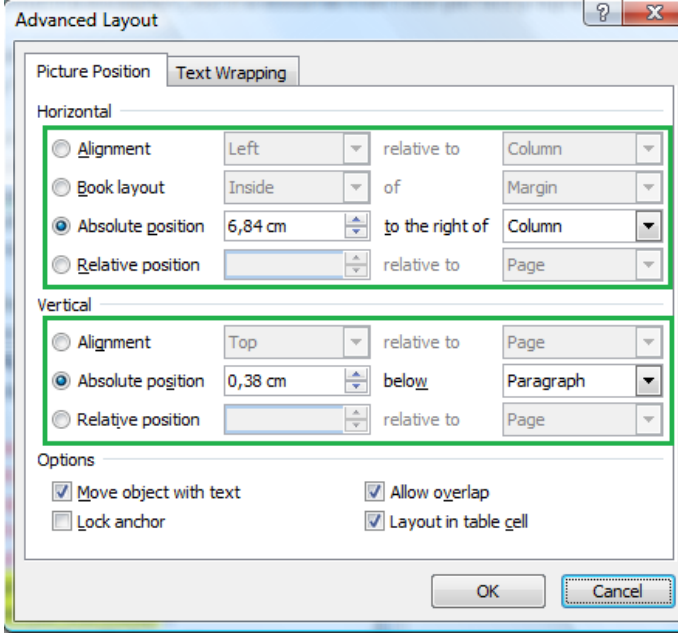
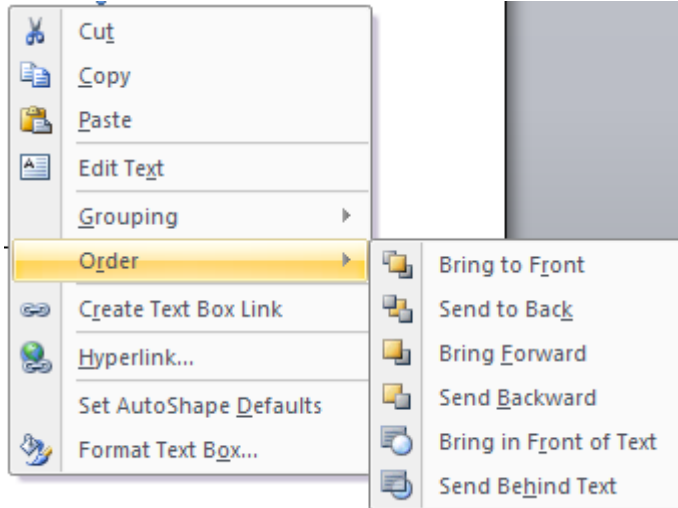
### Frame parameters

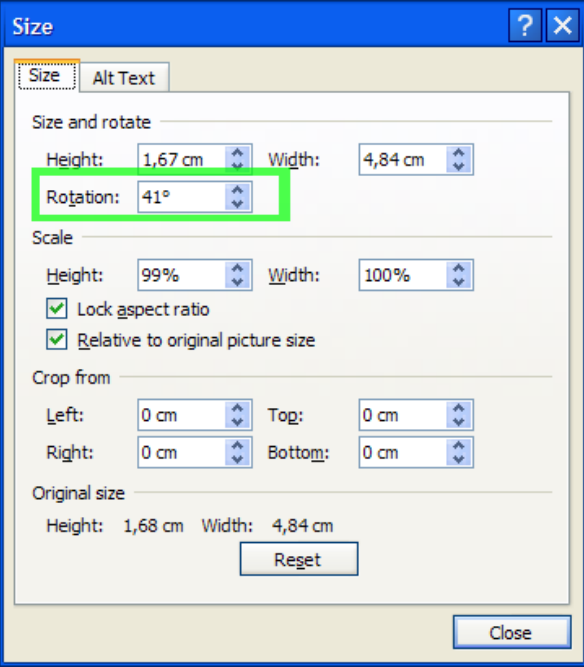
Parameter	Word parameter
Width	
Height (at least, exactly)	
Position horizontal	
Position vertical	
Vertical anchor	
Text wrapping	
Distance from text horizontal	

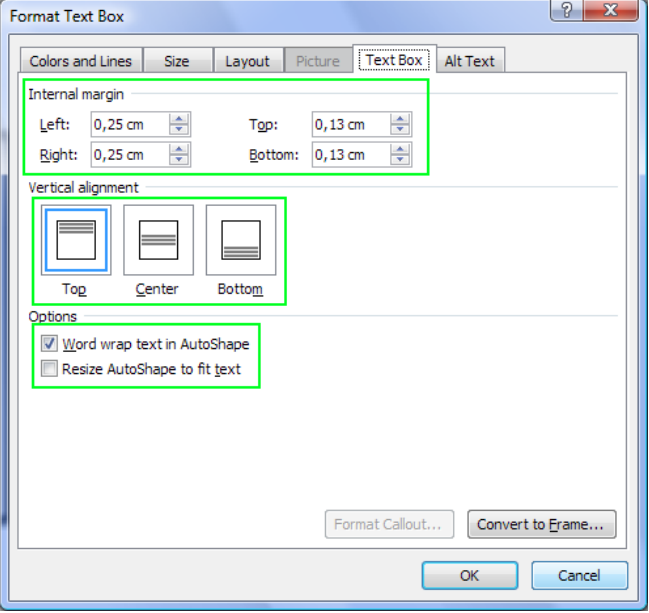
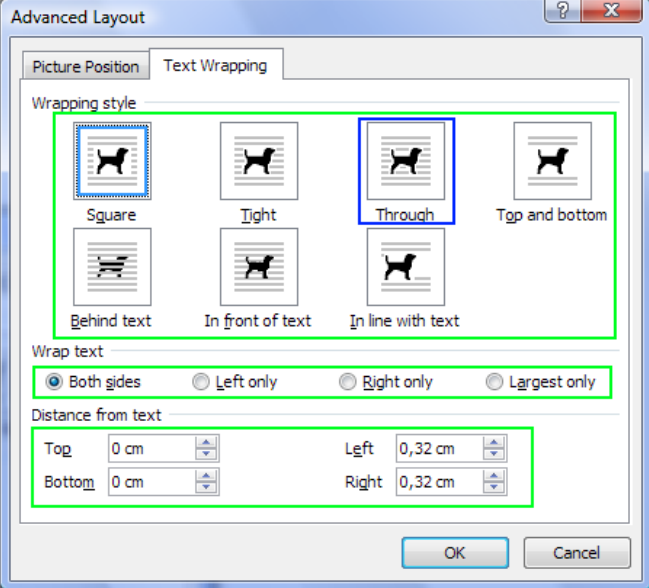
## Shapes parameters

Parameter	Word parameter
<p>Shape kind</p> <p>Text positioning inside of nonrectangular shapes can be wrong.</p>	 <p>The screenshot shows the 'Shapes' task pane in Microsoft Word. It is organized into several sections: 'Recently Used Shapes' (highlighted with a green border), 'Lines', 'Basic Shapes', 'Block Arrows', 'Flowchart', 'Callouts', and 'Stars and Banners'. At the bottom, there is a 'New Drawing Canvas' button.</p>

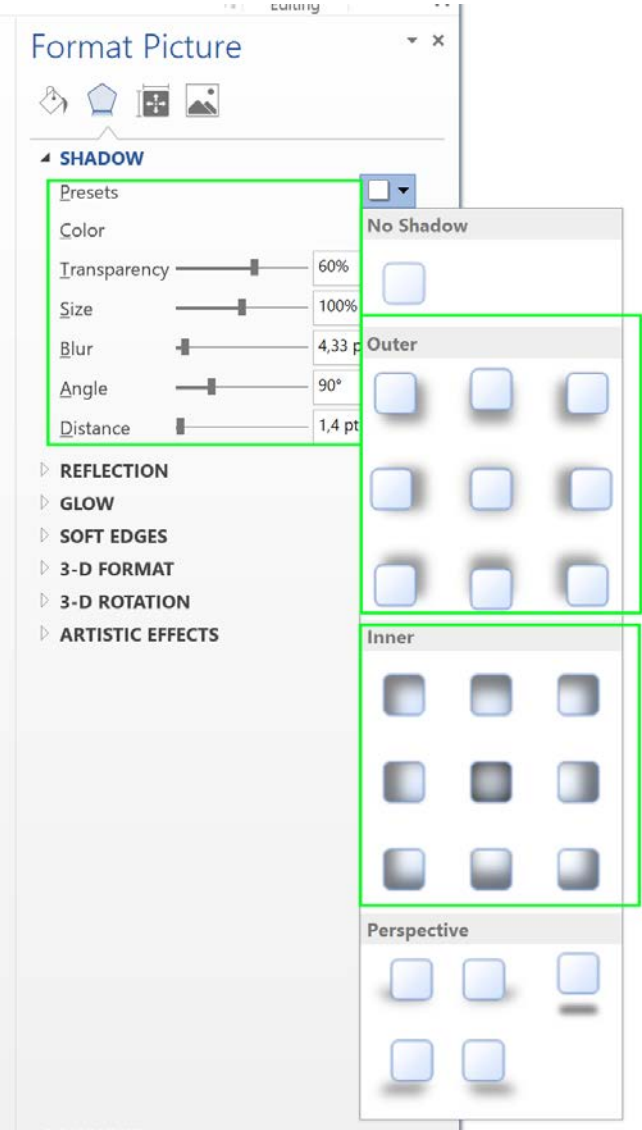
Parameter	Word parameter
Background Border	 <p>The screenshot shows the 'Format Text Box' dialog box with the 'Colors and Lines' tab selected. The 'Fill' section includes a 'Color' dropdown menu and a 'Fill Effects...' button. The 'Line' section includes a 'Color' dropdown menu, a 'Style' dropdown menu, a 'Dashed' dropdown menu, and a 'Weight' dropdown menu. The 'Arrows' section includes 'Begin style', 'End style', 'Begin size', and 'End size' dropdown menus. The 'Color' and 'Line' sections are highlighted with a green box.</p>
Width Height	 <p>The screenshot shows the 'Format Text Box' dialog box with the 'Size' tab selected. The 'Height' section includes a radio button for 'Absolute' (32,81 mm) and a radio button for 'Relative'. The 'Width' section includes a radio button for 'Absolute' (40,75 mm) and a radio button for 'Relative'. The 'Rotate' section includes a 'Rotation' dropdown menu (0°). The 'Scale' section includes 'Height' (100 %) and 'Width' (100 %) dropdown menus, a 'Lock aspect ratio' checkbox, and a 'Relative to original picture size' checkbox. The 'Original size' section includes 'Height' and 'Width' dropdown menus. The 'Absolute' options for Height and Width are highlighted with a green box.</p>

Parameter	Word parameter
<p><b>Picture position</b></p> <p>Horizontal</p> <ul style="list-style-type: none"> <li>• Alignment</li> <li>• Book layout</li> <li>• Absolute position</li> <li>• Relative position</li> </ul> <p>Vertical</p> <ul style="list-style-type: none"> <li>• Alignment</li> <li>• Absolute position</li> <li>• Relative position</li> </ul> <p>Allow overlap</p> <p>Layout in table cell</p>	
<p>Z-order</p>	

Parameter	Word parameter
Picture rotation	 <p>The screenshot shows the 'Size' dialog box with the following settings:</p> <ul style="list-style-type: none"><li><b>Size and rotate:</b> Height: 1,67 cm, Width: 4,84 cm, Rotation: 41° (highlighted with a green box).</li><li><b>Scale:</b> Height: 99%, Width: 100%.<ul style="list-style-type: none"><li><input checked="" type="checkbox"/> Lock aspect ratio</li><li><input checked="" type="checkbox"/> Relative to original picture size</li></ul></li><li><b>Crop from:</b> Left: 0 cm, Top: 0 cm, Right: 0 cm, Bottom: 0 cm.</li><li><b>Original size:</b> Height: 1,68 cm, Width: 4,84 cm. A 'Regret' button is located below this section.</li></ul> <p>A 'Close' button is located at the bottom right of the dialog box.</p>

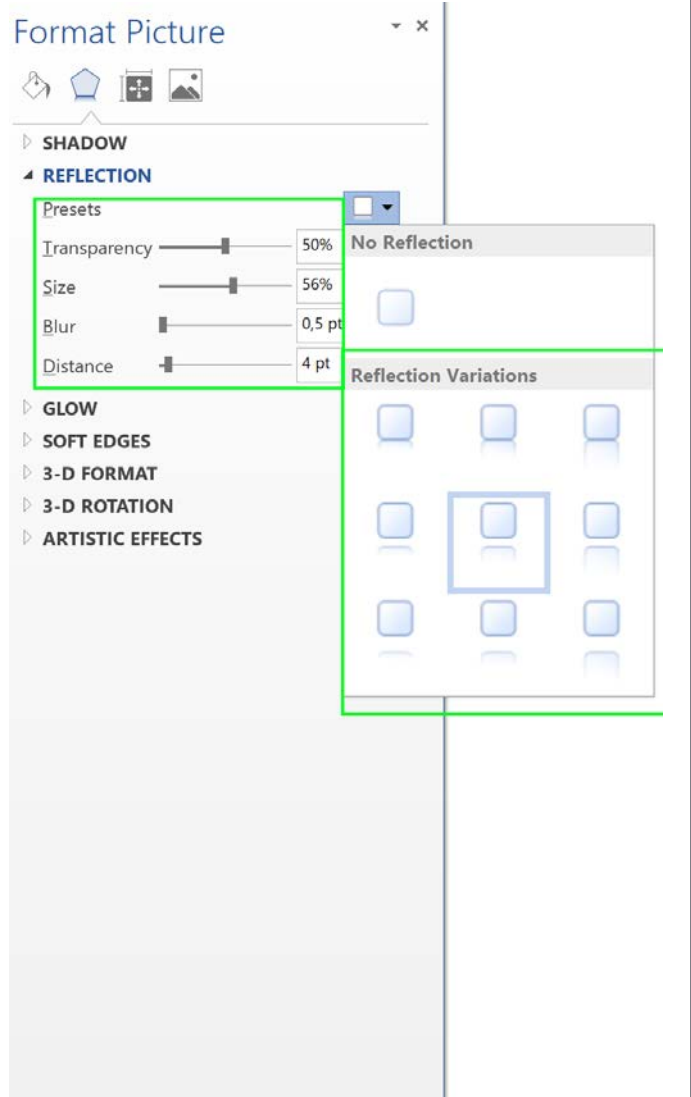
Parameter	Word parameter
<p><b>Padding (for textboxes only)</b></p> <p>Left padding</p> <p>Right padding</p> <p>Top padding</p> <p>Bottom padding</p> <p>Vertical text alignment</p> <p>“Word wrap text” &amp; “Resize to fit text”</p>	
<p>Line shape direction (diagonal, back diagonal)</p>	
<p>Wrapping style</p> <p>Wrap text</p> <p>Distance from text</p>	

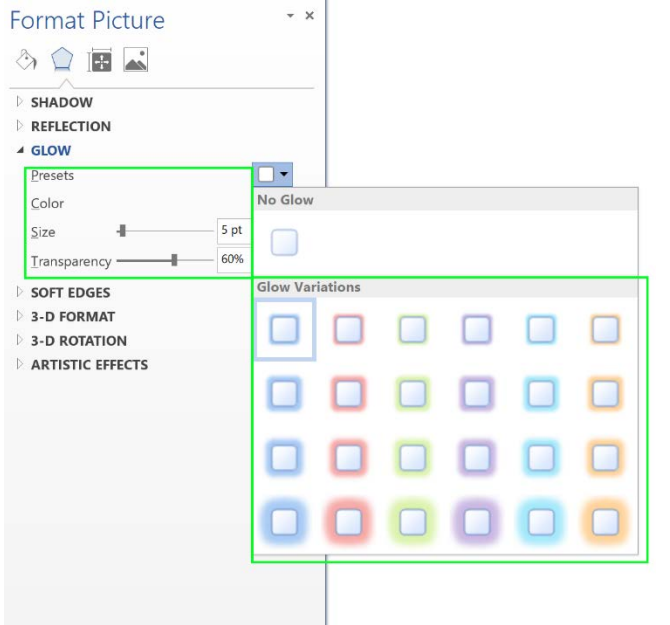
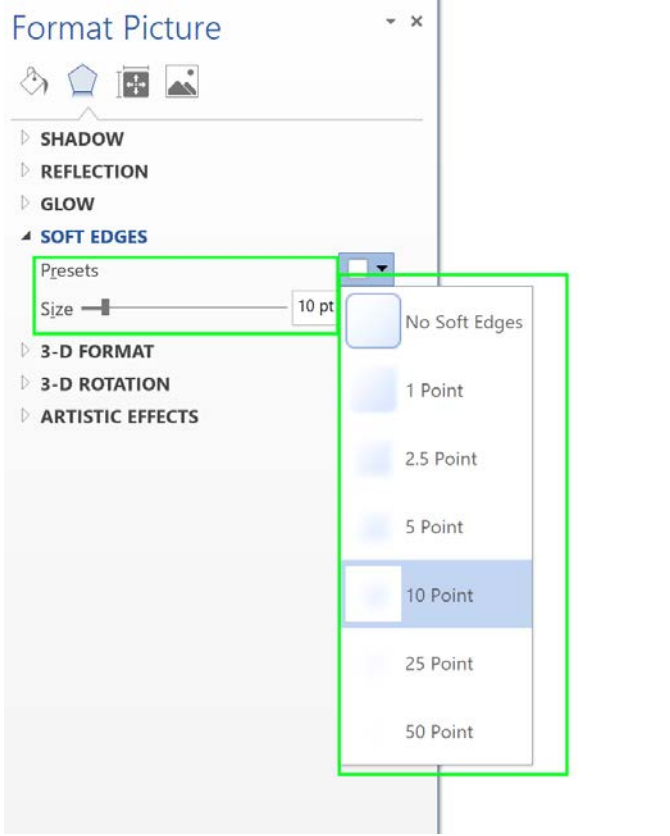
## Shape effects

Effect	Word parameter
<p>Shadow</p> <p>Supported parameters: presets (outer shadows, inner shadows), color, transparency, size, blur radius, angle, distance.</p>	

### Reflection

Supported parameters: presets, transparency, size, blur radius, distance.



<p><b>Glow</b></p> <p>Supported parameters. presets, color, size, transparency.</p>	 <p>Format Picture</p> <ul style="list-style-type: none"><li>SHADOW</li><li>REFLECTION</li><li><b>GLOW</b><ul style="list-style-type: none"><li>Presets</li><li>Color</li><li>Size: 5 pt</li><li>Transparency: 60%</li></ul></li><li>SOFT EDGES</li><li>3-D FORMAT</li><li>3-D ROTATION</li><li>ARTISTIC EFFECTS</li></ul> <p>Glow Variations</p>
<p><b>Soft edges</b></p> <p>Supported parameters. presets, size.</p>	 <p>Format Picture</p> <ul style="list-style-type: none"><li>SHADOW</li><li>REFLECTION</li><li>GLOW</li><li><b>SOFT EDGES</b><ul style="list-style-type: none"><li>Presets</li><li>Size: 10 pt</li></ul></li><li>3-D FORMAT</li><li>3-D ROTATION</li><li>ARTISTIC EFFECTS</li></ul> <p>No Soft Edges</p> <ul style="list-style-type: none"><li>1 Point</li><li>2.5 Point</li><li>5 Point</li><li>10 Point</li><li>25 Point</li><li>50 Point</li></ul>

## Hyphenation

Parameter	Word parameter
Hyphenation	
Hyphenate words in CAPS	
Hyphenation zone	
Limit consecutive hyphens to	
Optional hyphens	

## Fields

Page number (PAGE)	31
Pages count (NUMPAGES)	32
Document file name (FILENAME)	Content Composer supported features.rtf
Date (DATE) (any format)	6/21/2022
Time (TIME) (any format)	11:18 AM
Print time (PRINTDATE) (any format)	6/21/2022 11:18:00 AM
Hyperlink (HYPERLINK)	<a href="https://www.hyland.com">https://www.hyland.com</a>
If field (IF) (compares strings)	Not last page
Print field (PRINT)	
Complex fields (with subfields)	Not last page
Table of Contents (TOC)*	

\* TOC fields and any other complex formatting objects (fields, tables, textboxes, etc.) are not processed if they located inside variables (“sdt” item). Only plain piece of text (piece of text of one paragraph with identical text attributes) allowed inside “sdt” item.

## Forms fields supported

Text form field	text form
Check box	<input type="checkbox"/>
Drop-down list	Item1

## ImageFormats supported

- BMP
- WMF, Placeable WMF, EMF (supported: lines, polygons, polylines, polypolygons, simple text, raster pictures in 24bpp format for EMF)
- PNG
- JPG